How Much Garland Do I Need?

Measure your mantel shelf from end to end, then find your row. Rule-of-thumb amounts.

Mantel width	Straight across	With side drapes	Swagged loops	Fairy lights	Ornaments & picks
4 ft	5 ft	8-10 ft	6-7 ft	1-2 strings	8-12
5 ft	6 ft	9-11 ft	8 ft	2 strings	10-15
6 ft	7 ft	10-12 ft	9-10 ft	2-3 strings	12-18
7 ft	8 ft	11-13 ft	11 ft	3 strings	15-20
8 ft	9 ft	12-14 ft	12-13 ft	3-4 strings	18-24

Measuring tips

- Straight across = mantel width + about 1 ft so the ends tuck around the corners.
- Side drapes: add 2-3 ft for each side you want to hang down.
- Swagged loops use about 1.5x the mantel width (more loops = more garland).
- Most faux garlands are sold in 6 ft or 9 ft lengths. Layer 2 thin ones for a full, lush look.
- Fairy lights: about one 10-20 ft battery string per 6 ft of garland.
- Measure twice: count stockings too, about 1 ft of space each.

My mantel width: _____ **Garland to buy:** _____

The Christmas Mantel Formula

Build your mantel in 5 layers, from back to front.

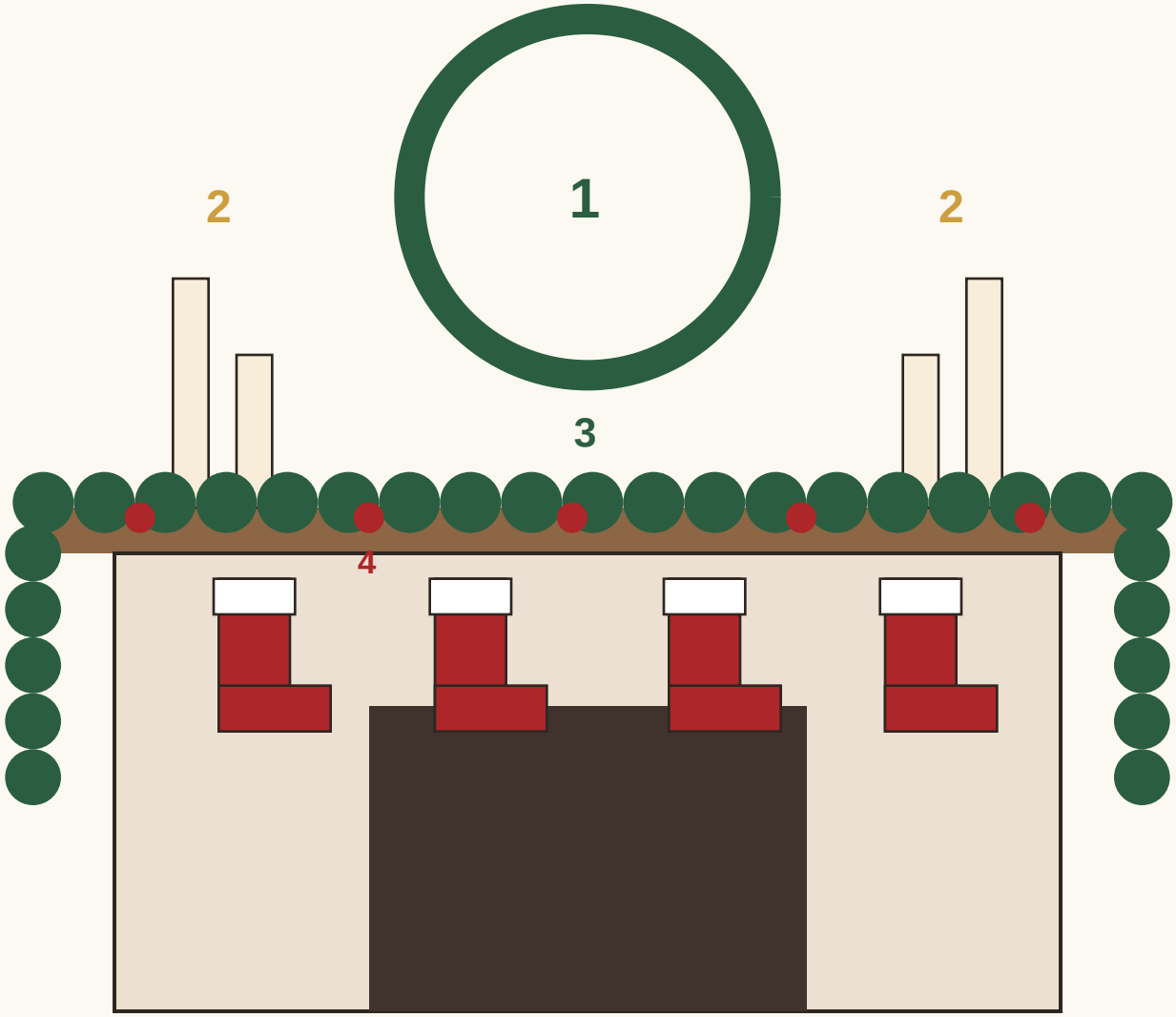

1 Focal point	A wreath, mirror or art centered above the mantel.
2 Height	Candlesticks, lanterns or small trees in odd numbers, tallest on the outside or the center.
3 Garland	Lay it along the front edge, let the ends tuck in or drape down the sides.
4 Fill	Tuck in ornaments, pine cones, ribbon, berries and lights in groups of 3.
5 Below	Stockings evenly spaced, about 1 ft apart, hung with weighted holders.

Free printable from craftyfever.com

6 Christmas Mantel Styles

Pick a style and check off what you have. Shop the rest.

Classic Traditional

- [ ] Full pine garland
- [ ] Red + gold ornaments
- [ ] Pine cones
- [ ] Red velvet ribbon
- [ ] Brass candlesticks
- [ ] Knit stockings

Neutral Scandi

- [ ] Eucalyptus + olive garland
- [ ] White ornaments
- [ ] Dried orange slices
- [ ] Cream ribbon
- [ ] White ceramic houses
- [ ] Linen stockings

Rustic Farmhouse

- [ ] Cedar garland
- [ ] Plaid ribbon
- [ ] Wood beads
- [ ] Galvanized lanterns
- [ ] Burlap or wool stockings
- [ ] Fairy lights

Elegant Gold

- [ ] Frosted pine garland
- [ ] Gold + champagne balls
- [ ] Magnolia leaves
- [ ] Taper candles
- [ ] Round mirror
- [ ] Velvet stockings

Whimsical Pastel

- [ ] Garland with long ribbons
- [ ] Pink + mint ornaments
- [ ] Candy canes
- [ ] Big bows
- [ ] Pastel bottle brush trees
- [ ] Mismatched stockings

Woodland Cabin

- [ ] Pine + fir garland
- [ ] Birch logs
- [ ] Moss + mushrooms
- [ ] Red berries
- [ ] Deer figurine
- [ ] Plaid stockings

MERRY CHRISTMAS Mantel Banner (1/3)

Cut out, fold the top tab over a string or ribbon, and glue. Star flags go between words and at the ends.

fold



fold



fold



fold



fold



fold

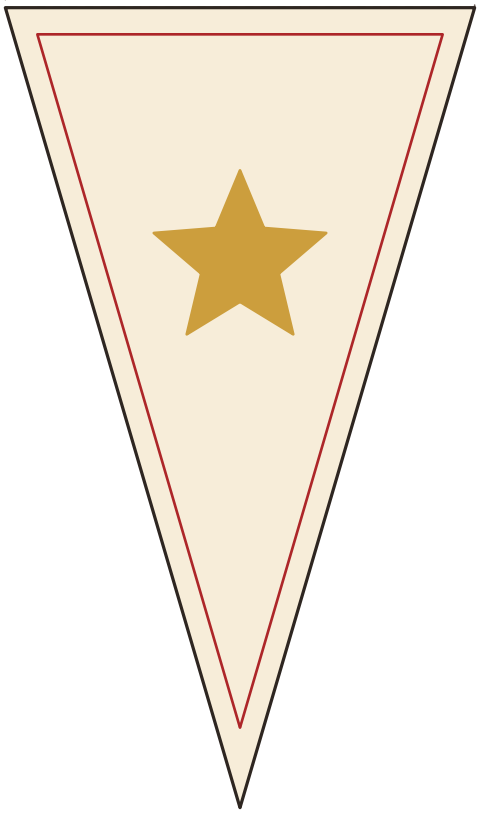

MERRY CHRISTMAS Mantel Banner (2/3)

Cut out, fold the top tab over a string or ribbon, and glue. Star flags go between words and at the ends.

fold



fold



fold



fold



fold



fold



MERRY CHRISTMAS Mantel Banner (3/3)

Cut out, fold the top tab over a string or ribbon, and glue. Star flags go between words and at the ends.

fold



fold



fold



fold



fold



fold

